



Clinicmaster  
evolving together

ADDATECH Systems Inc.

---

Ackroo Integration

---

## Contents

Overview .....	3
How to setup the Ackroo Integration.....	4
How to Add an Ackroo gift card within Clinicmaster .....	5
How to sell an Ackroo gift card within Clinicmaster .....	6
How to redeem an Ackroo gift card with Clinicmaster .....	7

## Overview

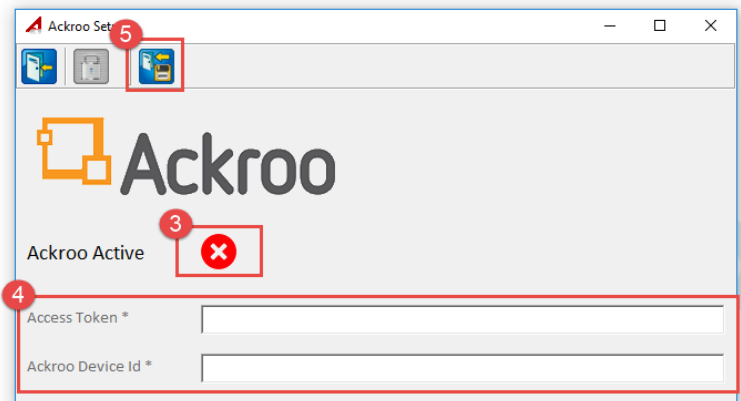
Welcome to Ackroo Integration documentation.

## How to setup the Ackroo Integration

Once the activation on Ackroo's side is completed:

- 1 - Select Integrated Products from the main menu
- 2 - Select Ackroo Setup
- 3 - Click on the red X to "turn on" Ackroo setup (it should turn into a green checkmark)
- 4 - Enter the Access token & Ackroo Device Id provided by Ackroo
- 5 - Save and exit

- ✓ Clinic Management
  - ✓ Accounting Management
  - ✓ Data Explorers
  - ✓ Statistics and Analysis
  - ✓ Entity Management
  - ✓ Inventory Management
  - ✓ Memberships
  - ✓ Templates
  - ✓ Reference Tables
  - ✓ User Defined Tables
  - ✓ CSST
  - ✓ SAAQ
  - ✓ MSP
  - ✓ HCAI
  - ✓ WCB Saskatchewan
  - ✓ OHIP
  - ✓ **Integrated Products**
  - ✓ Automated Tasks
  - ✓ Clinic Setup
  - ✓ Workstation Options
  - ✓ Security
  - ✓ Exit
- ✓ Physiotec Licenses
  - ✓ Barcode Setup
  - ✓ Cash Drawer Setup
  - ✓ Chase Payment Processing Setup
  - ✓ Personal Calendar Integration Setup
  - ✓ Telepho...
  - ✓ MailChimp Setup
  - ✓ Client Portal
  - ✓ Professional Portal
  - ✓ Portal Forms
  - ✓ FOTO Setup
  - ✓ TELUS eClaims
  - ✓ Pacific Blue Cross Set...
  - ✓ **Ackroo Setup**



Ackroo Set...

Ackroo

Ackroo Active

Access Token \*

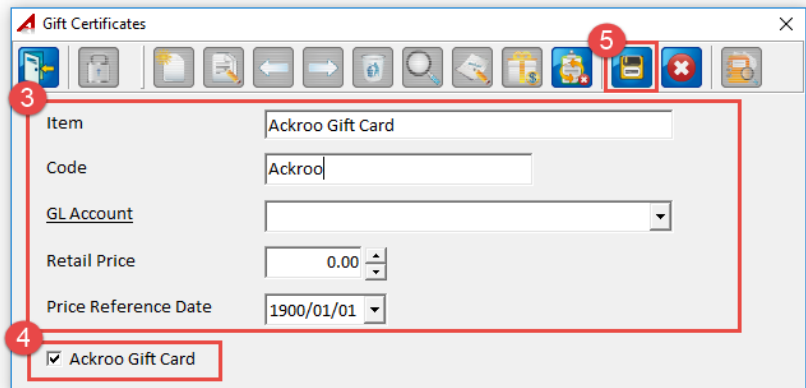
Ackroo Device Id \*

## How to Add an Ackroo gift card within Clinicmaster

- 1 - Select Inventory Management from the main menu
- 2 - Select Gift Certificates
- 3 - Enter all the necessary information: Item, Code, GL Account, Retail Price & Price Reference Date
- 4 - Select Ackroo Gift Card
- 5 - Save and exit

- ✓ Clinic Management
- ✓ Accounting Management
- ✓ Data Explorers
- ✓ Statistics and Analysis
- ✓ Entity Management
- ✓ **Inventory Management**
- ✓ Memberships
- ✓ Templates
- ✓ Reference Tables
- ✓ User Defined Tables
- ✓ CSST
- ✓ SAAQ
- ✓ MSP
- ✓ HCAI
- ✓ WCB Saskatchewan
- ✓ OHIP
- ✓ Integrated Products
- ✓ Automated Tasks
- ✓ Clinic Setup
- ✓ Workstation Options
- ✓ Security
- ✓ Exit

- ✓ Discount Coupons
- ✓ **Gift Certificat...**
- ✓ Inventory Items
- ✓ Purchase Orders



Gift Certificates

Item: Ackroo Gift Card

Code: Ackroo

GL Account: [Dropdown]

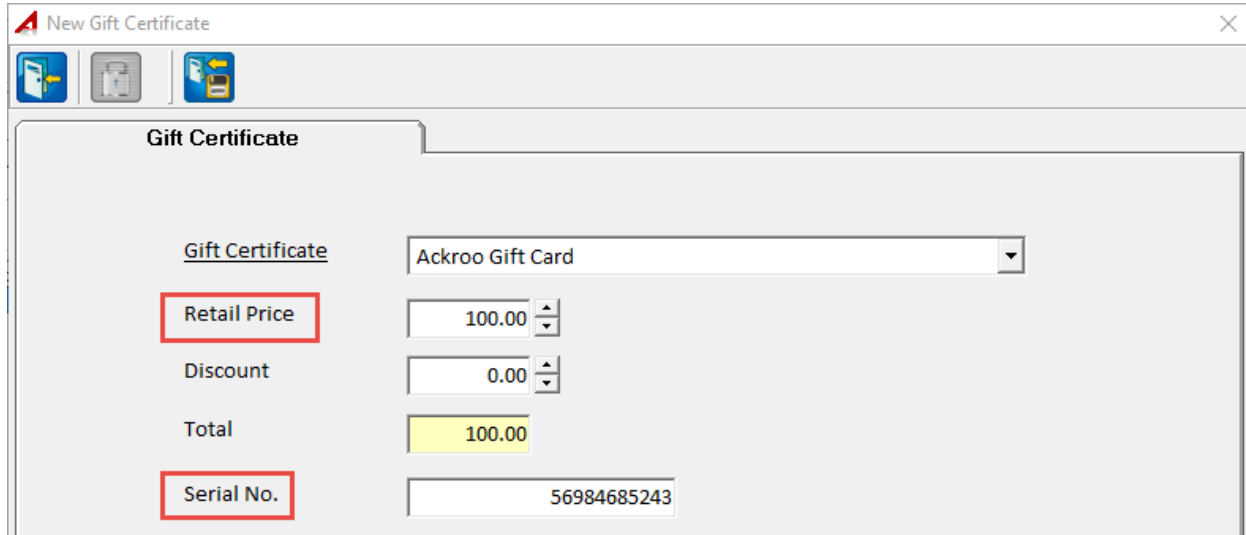
Retail Price: 0.00

Price Reference Date: 1900/01/01

Ackroo Gift Card



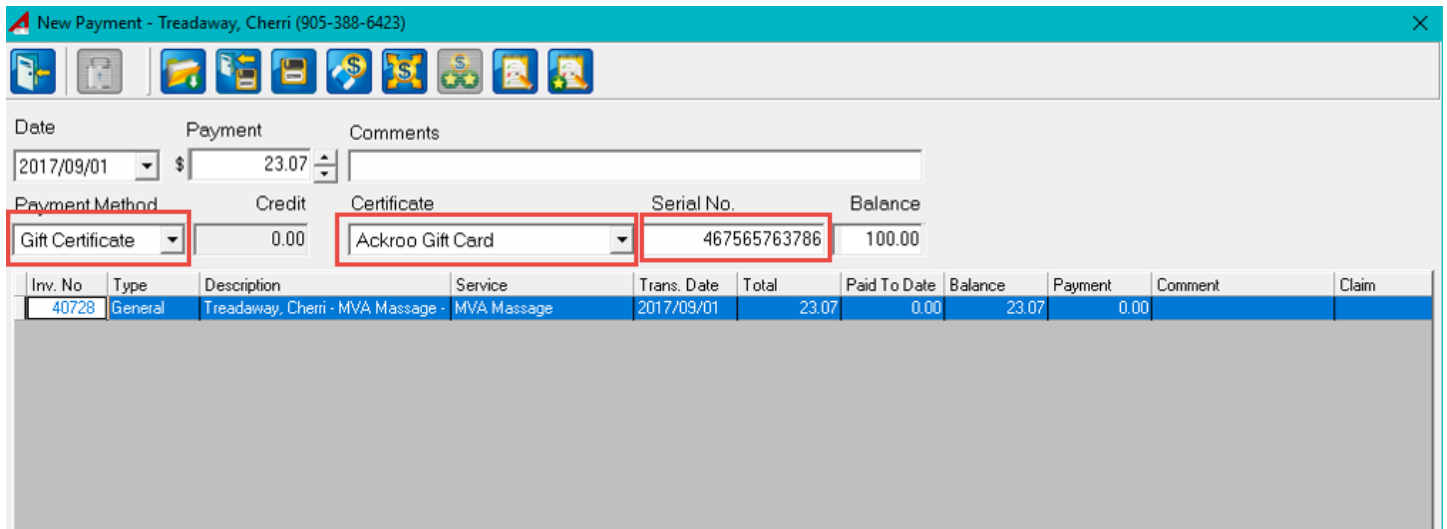
In the new gift certificate screen, Select Ackroo Gift Card and enter retail price and the serial number.



## How to redeem an Ackroo gift card with Clinicmaster

Once in the payment screen, select gift certificate as payment method, then select **Ackroo gift card** and enter the serial number

You can do so manually or by swiping the card and the amount will automatically show (ensure you click on serial number before swiping the card)



Inv. No	Type	Description	Service	Trans. Date	Total	Paid To Date	Balance	Payment	Comment	Claim
40728	General	Treadaway, Cherri - MVA Massage -	MVA Massage	2017/09/01	23.07	0.00	23.07	0.00		